

Express it!

Art Workshops



This is one of my most requested activities! Kids get really excited with their creativity.

Do-It-At-Home activity: Mr Squiggle

Ages: 5-12yrs | Equipment: A4 or A3 paper (5-8 per child), Textas and Pencils | Time: from 15mins

Step 1

Make 2-4 random lines on a page. Leaving lots of space between the squiggles. You can make multiple pages before you start the activity, varying the colours of your squiggles.



Step 2


For little ones, I like to announce that 'Mr Squiggle has made a squiggle ... can they turn it into something!'. They really like the idea of fixing the mistake and turning it into something better.

Step 3

Hand out one page at a time and let the creativity fly! Once they are drawing you can make some extra squiggle pages.



Amelie, 6



Angus, 8